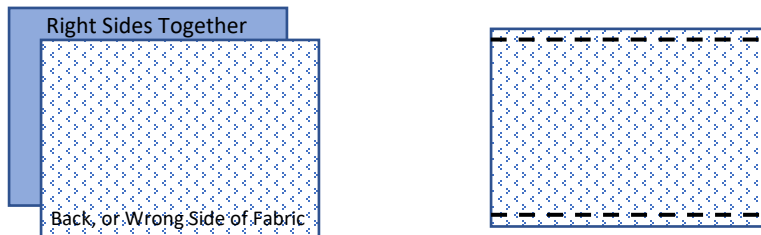



Our Favorite Quick and Easy Face Mask Pattern

You will need fabric large enough to cut the pieces needed for your chosen size and 42" of ribbon, seam tape, twill tape, or shoelaces for ties.

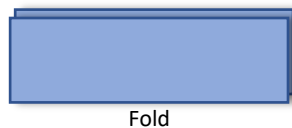
1. Cut Two pieces of 100% cotton fabric for your desired size
 - Large 8" x 11"
 - Medium 7" x 10"
 - Small 6" x 9"
 - Extra Small 5" x 8"
 - Baby Bear Size 4" x 7"
2. Put your two pieces of fabric right sides together. Stitch along the long sides $\frac{1}{4}$ " from the edge.



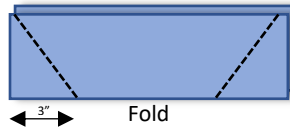
3. Turn the tube you just created right side out and press the sewn edges flat making back into a rectangle.



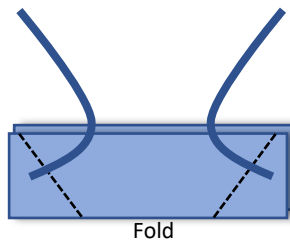
4. Fold this rectangle in half lengthwise, like a hot dog bun.



5. Mark 3" (medium 2 ½", small 2", extra small 1 ½") from the narrow end along the fold. Draw a line from this mark to ¼" inside the corner on each side. This will look like small triangles.



6. Cut your tape in half and insert into the inside of the hot dog bun where you drew your lines for stitching. It will be helpful to secure the tape with a pin.



7. Stitch on the marks you just made from the fold to the corner through all four layers of fabric and the ties inserted into the seam.
8. Turn it right side out and try it on tying your tape or ribbon over your ears and behind your head. If it fits comfortably, turn it wrong side out and trim the triangles about ¼" from the stitching line. Turn right side out and wear it proudly!



9. If your mask is a bit too wide for your face, then redraw your stitching line ½" in from the original line and stitch again. Turn it right side out and try it on again.
10. Smaller sizes may need to have shorter tapes for tying. Try it on and clip off the excess tape.

Masks need to be washed after wearing with hot water and soap. Just toss them into the bathroom sink with a drop of shampoo for a soak until the water cools. Then you can slosh, rinse and hang them up to dry.

Large: 8" x 11"

Medium: 7" x 10"

Small: 6" x 9"

Extra Small: 5" x 8"

Baby Bear: 4" x 7"

**Our Favorite Quick
and Easy Mask
Patterns**



Baby Bear: 4" x 7"



Extra Small: 5" x 8"



Small: 6" x 9"



Medium: 7" x 10"



Large: 8" x 11"